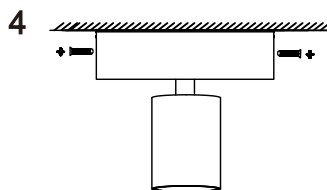
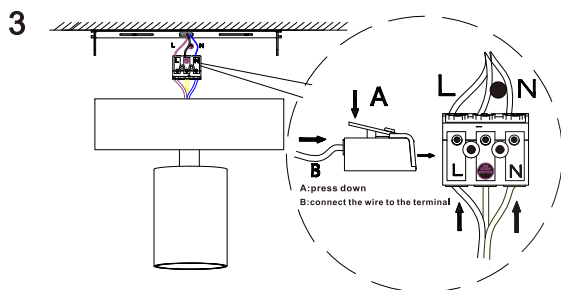
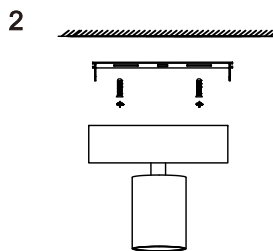
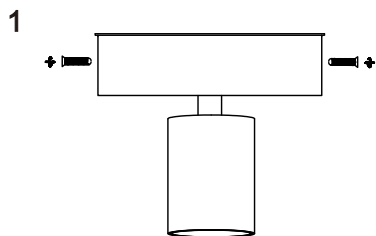


Ceiling light installation instruction

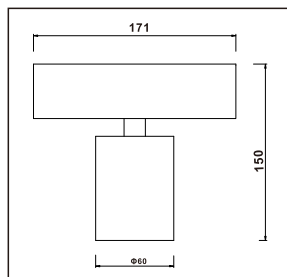


- 1 - Please read this manual carefully before using the product.
- 2 - The manufacturer will not be held responsible for improper usage or modifications of the product.
- 3 - Indoor use only.
- 4 - Please turn off the power supply before changing the lamp or connection.
- 5 - The luminaire shall be installed by a qualified electrician and wired in accordance with the latest IEE electrical regulations or the national requirements.
- 6 - The luminaire shall not be covered with thermal insulation or similar material under any circumstance.
- 7 - Do not touch the lamp source or heating parts when the power is switched on or few minutes after switching off.
- 8 - Do not place rapidly flammable material under the luminaire.
- 9 - Do not use chemical solvent to clean the luminaire, it may damage the surface.
- 10 - Products are advised to use under stabilised voltage power supply only.



Technical parameters:

Item No.:	CLT 018W1
Power:	10W
Size:	Φ60*171*150mm
Hole cut:	Surface



Item No.:CLT 018W1