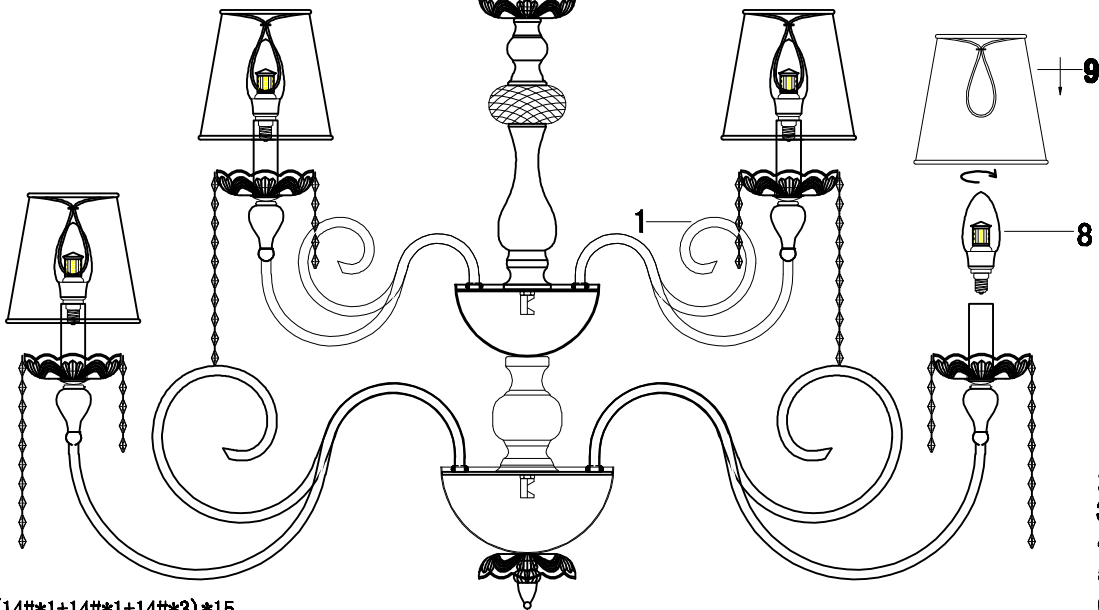
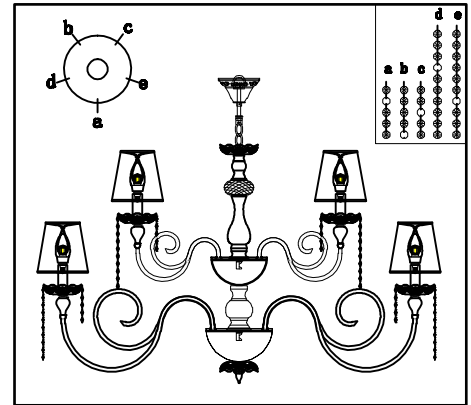
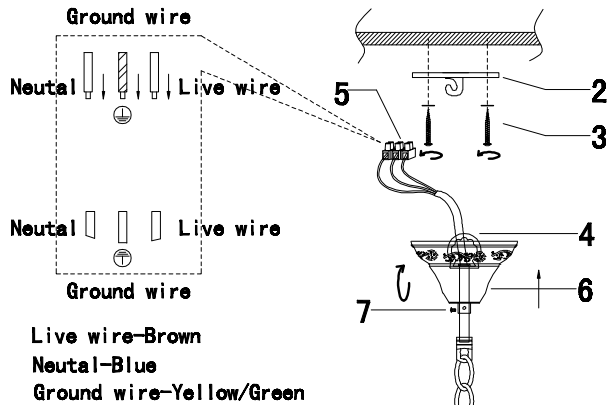


ENGLISH

Specification of installation

In order to ensure safety use, please notice the following items:

- Read and understand the whole Specification.
- Suitable for the use of 220~240V and 50~60Hz.
- Please wear gloves as installment and avoid rot on the surface of plating.
- Must be installed on the fixed places and be checked annually.
- Please turn off the lighting source by soft cloth as cleaning prohibited to use of rotted detergent.
- Please connect with the local sales service center when there are any abnormality.



- a (14#*1+14#*1+14#*3)*15
- b (14#*4+*14#*1)*15
- c (14#*2+14#*1+14#*2)*15
- d (14#*3+14#*1+14#*6)*15
- e (14#*6+14#*1+14#*3)*15

- 1 Tu bing
- 2 Mounting
- 3 Self-tapping screw
- 4 Ring
- 5 Terminal
- 6 Canopy
- 7 Screw
- 8 E14 bulb
- 9 Cover


14#*450pcs ⊗ — 10 Crystal

14#*75pcs ○ — 11 Crystal

Product coding: ALEGRIA SP10+5 GOLD-BROWN

BASE SIZE:


Ø142



H93

H134

FIXTURE SIZE:



H640

Ø1084